



R-937M-0

Men's Short Sleeve Pure Cotton Easy Care Poplin Shirt



This is an elegant and very durable shirt with all the natural wearer comfort of 100% cotton.

- Classic style boned collar
- Rounded 2 button adjustable cuff plus single button on cuff gauntlet
- Back yoke with 2 side pleats
- Pocket over left chest mitred edge pocket
- Straight bottom hem
- Spare buttons
- Easy Care



MATERIAL:
100% Cotton Poplin



WEIGHT:
Colours 125g/m²; White 120g/m²



PACKING:
Pack 1; Carton 12



LAUNDRY CARE:
Suitable for 40°C wash and tumble dry



ORIGIN:
Bangladesh

		S	M	L	XL	2XL	3XL	4XL
Your body measurement								
To fit chest	cm	92/97	97/102	102/107	107/112	112/117	117/122	122/127
	Ins	36/38	38/40	40/42	42/44	44/46	46/48	48/50
Collar (to fit) UK Dual Collar Sizes	cm	37/38	39/40	41/42	43/44	45/46	47/48	49/50
	Ins	14.5/15	15.5	16/16.5	17/17.5	18	18.5/19	19.5
Garment dimensions								
Chest Size: cm		110	116	125	134	146	153	160
Back Length: cm		76.5	77.5	78.5	79.5	80.5	82.5	83.5

DECORATOR NOTES

The cotton fabric is a reliable and versatile all rounder for a wide variety of decoration methods.



COLOURS




PANTONE®
FABRIC: 11-0601 TPX
PAPER: 7541 C
C:0 M:0 Y:0 K:0



PANTONE®
FABRIC: 19-4005 TPX
PAPER: BLACK C
C:100 M:50 Y:50 K:100



PANTONE®
FABRIC: 14-3209 TPX
PAPER: 672 C
C:0 M:25 Y:0 K:0



PANTONE®
FABRIC: 19-1764 TPX
PAPER: 1945 C
C:0 M:100 Y:80 K:25



PANTONE®
FABRIC: 19-3950 TPX
PAPER: 653 C
C:80 M:40 Y:0 K:35



Elegante, langlebige Hemden und Blusen mit dem natürlichen Tragekomfort von 100% Baumwolle.

- Klassischer Ein-Knopf-Kragen
- Schicker geschlitzter Dreiviertelärmel
- Abnäher vorne und hinten betonen den femininen Schnitt
- Abgerundeter Saum
- Ersatzknöpfe



MATERIAL:
100% Baumwoll-Popeline



GEWICHT:
Farben 125 g/m²;
Weiß 120 g/m²



VERPACKUNG:
Pack 1; Karton 12



WASCHANLEITUNG:
Geeignet für 40° Wäsche und
Wäschetrockner



HERKUNFT:
Bangladesch

		S	M	L	XL	2XL	3XL	4XL
Ihre Körper Maße								
Brustumfang	cm	92/97	97/102	102/107	107/112	112/117	117/122	122/127
	Ins	36/38	38/40	40/42	42/44	44/46	46/48	48/50
Kragenweite	cm	37/38	39/40	41/42	43/44	45/46	47/48	49/50
	Ins	14.5/15	15.5	16/16.5	17/17.5	18	18.5/19	19.5
Kleidergrößen								
Brustumfang: cm		110	116	125	134	146	153	160
Rückenlänge: cm		76.5	77.5	78.5	79.5	80.5	82.5	83.5

HINWEISE ZUR VEREDLUNG

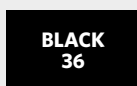
Baumwollpopeline ist ein zuverlässiges und vielseitiges Gewebe, das sich für zahlreiche Veredelungsmethoden eignet.



FARBEN




WHITE 30
PANTONE®
FABRIC: 11-0601 TPX
PAPER: 7541 C
C:0 M:0 Y:0 K:0



BLACK 36
PANTONE®
FABRIC: 19-4005 TPX
PAPER: BLACK C
C:100 M:50 Y:50 K:100



BRIGHT PINK BN
PANTONE®
FABRIC: 14-3209 TPX
PAPER: 672 C
C:0 M:25 Y:0 K:0



CLASSIC RED CR
PANTONE®
FABRIC: 19-1764 TPX
PAPER: 1945 C
C:0 M:100 Y:80 K:25



AZTEC BLUE ZT
PANTONE®
FABRIC: 19-3950 TPX
PAPER: 653 C
C:80 M:40 Y:0 K:35



All of our measurements are based on actual "To Fit" body sizes and not the size of the actual garment itself e.g. a polo shirt with a chest to fit size of 92-97cms / 36-38" will fit someone with similar chest measurements; trousers with a waist to fit of 50 Europe / 34" will fit someone with similar waist measurements etc.

To help you select the most appropriate size of garment(s) please refer to our measuring tips below.

Chest

Men: measure around the fullest part of the chest, 2.5cms below the underarm area ①

Women: measure around the fullest part of the bust ①

Children: measure under the arms around the fullest part of the chest ①

Collar

Men: measure around the base of the neck ②

Waist

All: measure around the natural waist, ensuring the measuring tape is kept taut ③

Leg Length

All: measure from the top of the inside leg at the crotch down to where trousers are normally worn with shoes ④

Height

Children: standing still, with feet together and flat on the floor, measure from the top of the head to the ground ⑤



Size Guide

All Products (excl. Shirts, Trousers, Shorts & Sweatpants)

Ladies'	XXS	XS	S	M	L	XL	2XL	3XL	4XL	5XL	6XL
Chest to fit (CM)	72-77	77-82	82-87	87-92	92-97	97-102	102-107	107-112	112-117	117-122	122-127
Chest to fit (INS)	28-30	30-32	32-34	34-36	36-38	38-40	40-42	42-44	44-46	46-48	48-50

Dress Size

UK	6	8	10	12	14	16	18	20	22	24	26
France	34	36	38	40	42	44	46	48	50	52	54
Italy	38	40	42	44	46	48	50	52	54	56	58
Germany/Europe	32	34	36	38	40	42	44	46	48	50	52

Men's	XXS	XS	S	M	L	XL	2XL	3XL	4XL	5XL	6XL
Chest to fit (CM)	82-87	87-92	92-97	97-102	102-107	107-112	112-117	117-122	122-127	127-132	132-137
Chest to fit (INS)	32-34	34-36	36-38	38-40	40-42	42-44	44-46	46-48	48-50	50-52	52-54

Shirts

Ladies'	XXS	XS	S	M	L	XL	2XL	3XL	4XL	5XL	6XL
Chest to fit (CM)	72-77	77-82	82-87	87-92	92-97	97-104	104-112	112-120	120-130	130-137	137-144
Chest to fit (INS)	28-30	30-32	32-34	34-36	36-38	38-41	41-44	44-47	47-51	51-54	54-57

Dress Size

UK	6	8	10	12	14	16	18	20	22	24	26
France	34	36	38	40	42	44	46	48	50	52	54
Italy	38	40	42	44	46	48	50	52	54	56	58
Germany/Europe	32	34	36	38	40	42	44	46	48	50	52

Men's	S	M	L	XL	2XL	3XL	4XL	5XL	6XL
Collar to fit (CM)	37-38	39-40	41-42	43-44	45-46	47-48	49-50	51-52	53-54
Dual Collar Sizes (INS)	14.5/15	15.5	16/16.5	17/17.5	18	18.5/19	19.5	20	21
Individual Collar Sizes (INS)	14.5 15	15.5	16 16.5	17 17.5	18	18.5 19	19.5	20	21
Chest to fit (CM)	92-97	97-102	102-107	107-112	112-117	117-122	122-127	127-132	132-137
Chest to fit (INS)	36-38	38-40	40-42	42-44	44-46	46-48	48-50	50-52	52-54

Trousers & Shorts

UK (INS)	28	30	32	34	36	38	40	42	44	46	48
EUROPE	44	46	48	50	52	54	56	58	60	62	64

	Short	Regular	Long
Leg Length (CM)	76	81	86
Leg Length (INS)	30	32	34

Sweatpants

	S	M	L	XL
UK (INS)	30	32	34	36
Europe	46	48	50	52

Blazers

Girls'															
Chest to fit (CM)	68	71	73	76	79	81	84	86	89	91	96	101	106	112	117
Chest to fit (INS)	27	28	29	30	31	32	33	34	35	36	38	40	42	44	46

Boys'																
Chest to fit (CM)	71	73	76	79	81	84	86	89	91	94	96	101	106	112	117	122
Chest to fit (INS)	28	29	30	31	32	33	34	35	36	37	38	40	42	44	46	48

All Children's Products (excl. Sweatpants)

	XS	S	M	L	XL	2XL	3XL	4XL
Age (Years)	1-2	3-4	5-6	7-8	9-10	11-12	13-14	15-16
Height (CM)	90	104	116	128	140	152	164	176
Chest to fit (CM)	51-56	56-63	63-71	71-76	76-81	81-86	86-91	91-96
Chest to fit (INS)	20-22	22-25	25-28	28-30	30-32	32-34	34-36	36-38

Sweatpants (Children)

	S	M	L	XL	2XL
Age (Years)	3-4	5-6	7-8	9-10	11-12
Height (CM)	104	116	128	140	152
Waist to fit (CM)	53	55	58	61	66
Waist to fit (INS)	21	22	23	24	26